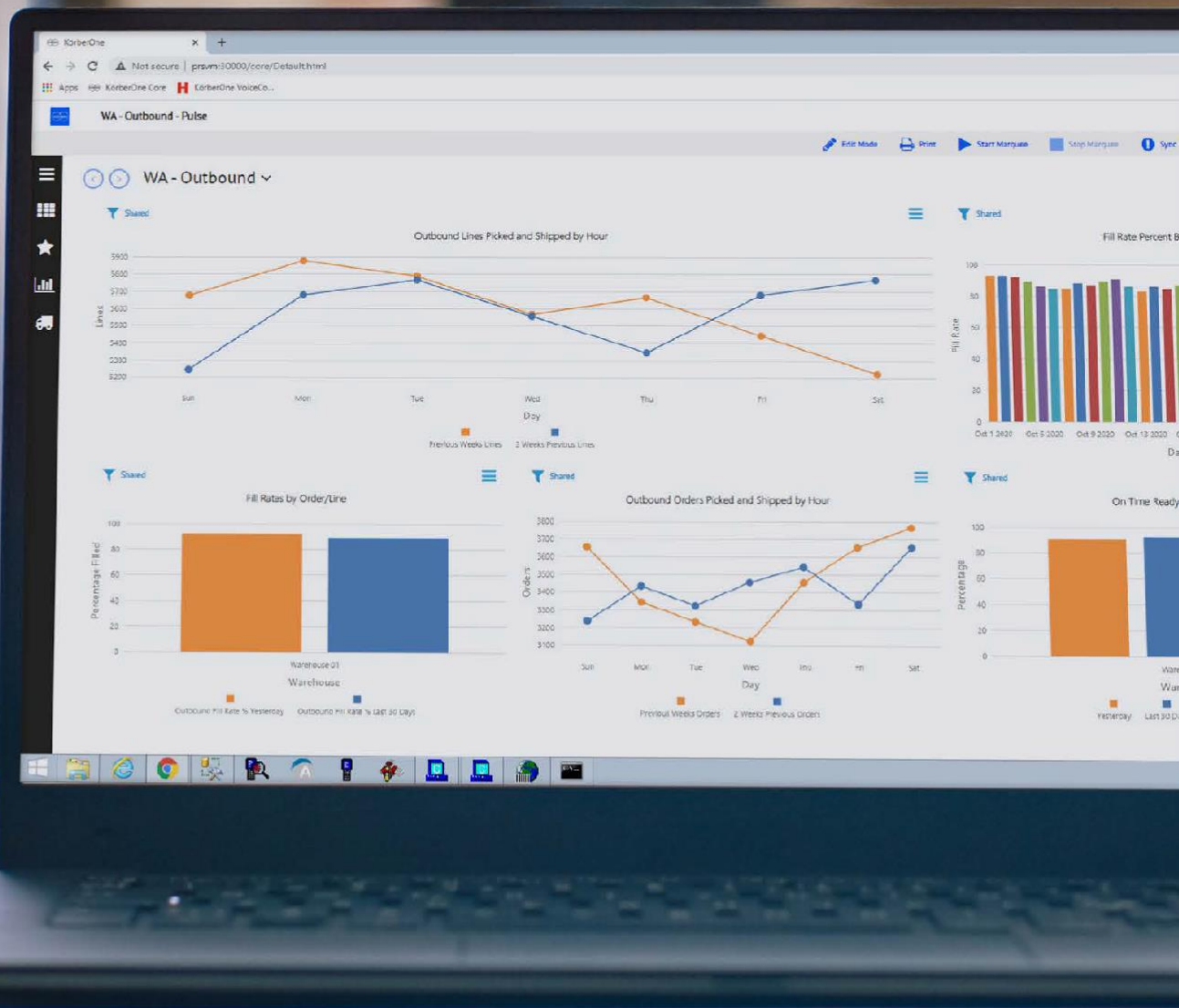


Körber Supply Chain

K.Sight Pulse

The heartbeat of your warehouse operations



Introducing K.Sight Pulse

How can you determine whether or not you've succeeded if you're not measuring your results? K.Sight Pulse enables organizations, from retail and e-commerce to distributors and manufacturers, to gain instant insights into their day-to-day performance.

By providing an enterprise-level dashboard view of your warehouse operations, K.Sight empowers your team to drive new process improvements. Featuring rich layers of detail, including charts, graphs, data grids and reports, it is key to unlocking a range of timely, meaningful performance indicators.



Complete enterprise visibility

K.Sight Pulse integrates across your supply chain technology platforms from ERP to TMS. With its open connectivity layer, K.Sight is able to pull the key performance indicators from disparate components of your operation, from your warehouse management functions and parcel shipping operations to your EDI trading partner network and your ERP system.

K.Sight allows you to assign different information views, or dashboards, to different user roles, helping you deliver the right information, at the right time and in the right format to drive more informed decisions.

Features and benefits

- **Measure operational performance and business success**
- **Track more than 30 out-of-the-box best-practice metrics**
- **Build and incorporate your own company-specific metrics**
- **Integrate seamlessly with your warehouse management system**

Decision-making support

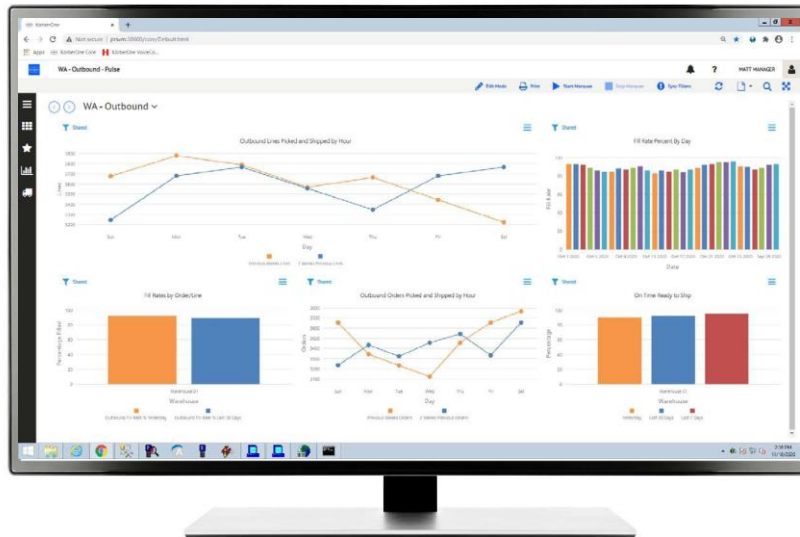
K.Sight supports both "strategic" and "tactical" dashboard views, helping to deliver appropriate information and inform team decisions.

The strategic view, centered around historical data, facilitates more long-term planning, whereas the tactical views are driven by real-time operational data to drive more immediate action.

The system also allows you to set alerts against any KPI, triggering emails, text messages or dashboard notifications when particular KPIs meet predefined criteria.

Preset KPIs and unlimited customized metrics

K.Sight Pulse is preconfigured with more than 30 industry-recognized metrics, displayed in graphical dashboards. It also allows you to build unlimited reports and dashboards to track your company-specific metrics.



Dashboard Example

Inbound Dashboard

Metrics Displayed

- Orders (POs) received per hour
- Supplier on-time
- Dock-to-stock hours
- Percentage of supplier orders received undamaged

Outbound Dashboard

- Orders picked and shipped per hour
- Fill rate percentage
- On-time and ready to ship
- Line fill rate
- Order fill rate
- Lines picked and shipped per hour

Quality Dashboard

- Inventory count by dollars, units and location
- Inventory shrinkage by type
- Percentage unsalable due to damage, etc.

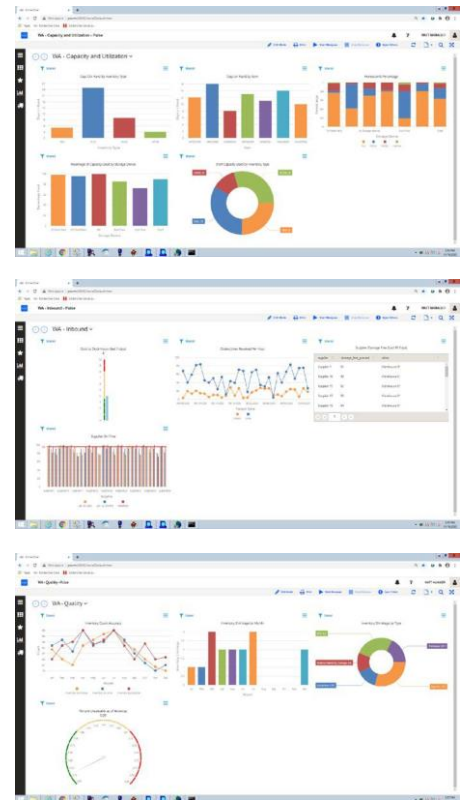
Capacity and Utilization Dashboard

- Days on-hand by item
- Percentage capacity used by storage device
- Shelf capacity used by inventory type
- Honeycomb percentage
- Days on-hand by inventory

Executive office and supply chain manager views

All dashboards shipped with K.Sight are designed for enterprise and multi-site use. For example, you may choose to view metrics for site 1, site 2, or across the whole enterprise. Several dashboards have time-saving interlinking metrics. If you select a filter on one metric, the display changes on related metrics.

Certain dashboards offer the option to drill down to more granular-level detail, allowing the viewer to perform root-cause analysis on key metrics.



K.Sight Pulse business intelligence in practice

Take a situation where your warehouse manager has noticed a drop in performance of cases shipped versus cases ordered. By looking at the K.Sight dashboard report, he could quickly identify that one "hot" item is holding up the other orders. Another report could show that the item is on a container waiting to be received. Armed with this information, he could notify his receiving manager to prioritize that shipment to meet demand, while also directing his purchasing manager to reorder more stock to cover the spike. This would better enable the business to meet customer delivery windows and maintain a positive customer service record.

Why Körber?

More competitive markets make for more demanding clients. To stay ahead, logistics executives need to become more effective at meeting buyer demands, finding new ways to deliver goods faster and more profitably. In this environment, traditional supply chain solutions – siloed, complex and hard to implement – no longer suffice.

Körber can help you by providing adaptable, integrated solutions that harness the power of your trading partner community. From the warehouse to the storefront, from the desktop to the driver's cab, we help you achieve new levels of supply chain responsiveness, performance and profitability.

Learn more about how K.Sight Pulse can benefit your operation here:

[Find out More](#)



IMPACT Warehouse Management Solutions
577 Kingston Road, Suite 206
Toronto, ON M4E 1R3
www.impactwms.com

Partner of

